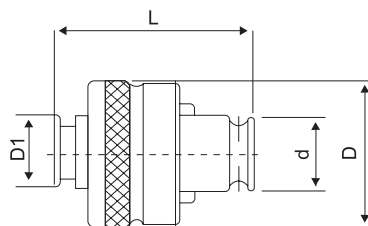


## Tapping Collets, with Auto Clutch



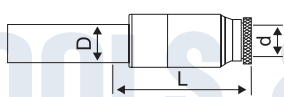
MODEL	SIZE	ISO SERIES		DIN	
		SHANK	SQAURE	SHANK	SQAURE
GT12: (d=19, D=38, L=54)  Range 3-16 mm	M3	3.15	2.5	3.5	2.5
	M4	4	3	4.5	3.4
	M5	5	4	6	4.9
	M6	6.3	5	6	4.9
	M8	8	6.3	8	6.3
	M10	10	8	10	8
	M12	9	7.1		
	M14	11.2	9		
	M16	12.5	10		
	M18	14	11.2		
	M20	14	11.2		
	M22	16	12.5		
	M24	18	14		
	M27	20	16		
	M30	20	16		
GT24: (d=30, D=58, L=79.5)  Range 5-30 mm					

## Tapping Collets, Reducer



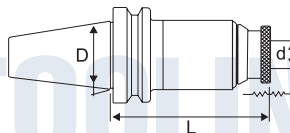
MODEL
GT24 to GT 12

## Quick Change Tapping Adaptor: Cylindrical



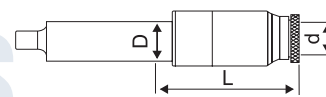
MODEL	Range	D	d	L
Q25-GT12	M3-M16	ø25	ø19	110
Q32-GT12	M3-M16	ø32	ø19	110
Q40-GT12	M3-M16	ø40	ø19	110
Q40-GT24	M5-M30	ø40	ø30	130

## Quick Change Tapping Adaptor: BT Series



MODEL	Range	D	d	L
BT 30 GT12	M3-M16	31.75	19	110
BT40-GT12	M3-M16	44.45	19	110
BT40-GT24	M5-M30	44.45	30	130
BT50-GT12	M3-M16	69.85	19	110
BT50-GT24	M5-M30	69.85	30	130

## Quick Change Tapping Adaptor: MT Series



MODEL	Range	D	d	L
MT2-GT12	M3-M16	ø17.780	ø19	110
MT3-GT12	M3-M16	ø23.825	ø19	110
MT3-GT24	M5-M30	ø23.825	ø30	130
MT4-GT24	M5-M30	ø31.267	ø30	130