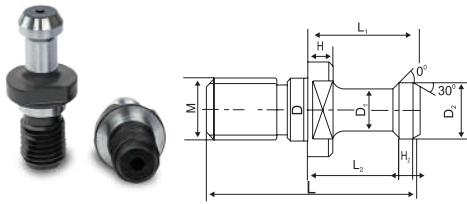
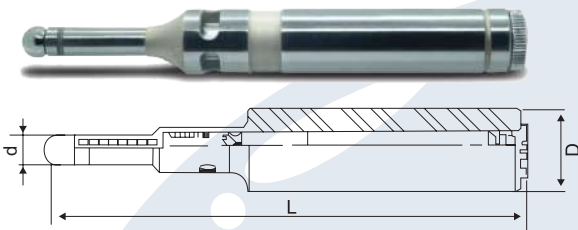


Pull Studs – Regular / Through Coolant



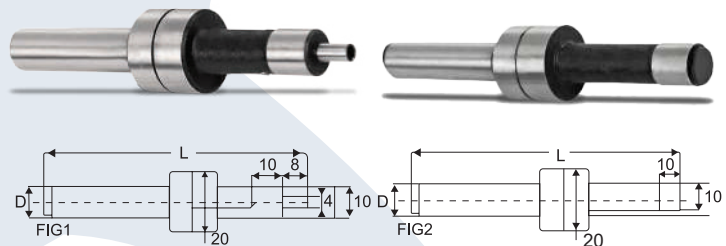
MODEL	L	L1	L2	D	D1	D2	H	H1	M	θ
BT30 (θ)	43	23	18	12.5	7	11	5	2.5	M12	45 60 90
BT40 (θ)	60	35	28	17	100	15	6	3	M16	45 60 90
BT50 (θ)	85	45	35	25	17	23	10	5	M24	45 60 90

Edge Finders with Sound & Light




MODEL	D(mm)	L(mm)	D(mm)	Wt.
ES-20	20	160	10	0.28

Mechanical Edge Finders (Steel/Ceramic)



MODEL	D(mm)	L1
4MM	4	90
10MM	10	83

3D-Taster / 3D Edge Fider



AXIS	SHANK DIA	ACCURACY	STYLUS
X, Y, Z	20 MM	0.01MM	33MM L X 4 MM DIA

Z – Axis Scale Zero Setters with Magnetic base



MODEL	Gross Attitude
DIAL TYPE (0.01MM)	50MM
DIGITAL (0.001 MM) IP 65 SERIES	50MM

TOOLS & TOOLINGS